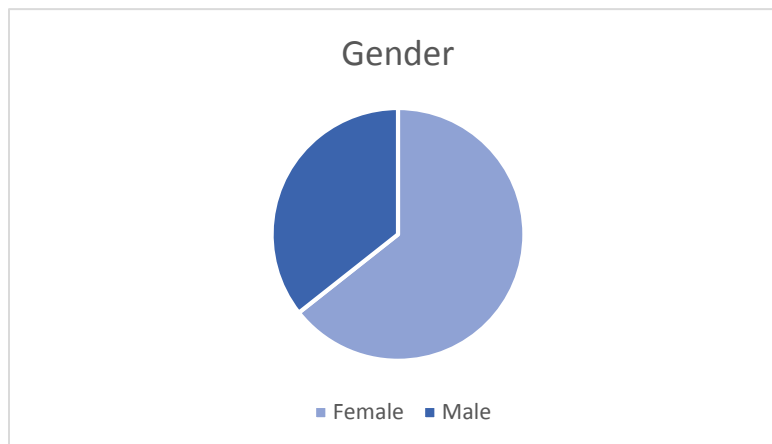


Total 2016 scholarship applicants: 1400+

First Generation:	514 applicants
Non-Traditional:	687 applicants
Current or former foster child:	30 applicants
Currently or formerly homeless:	118 applicants
Single Parent:	236 applicants
ESL:	104 applicants
Plan to attend a 4-year:	569 applicants
Currently employed:	516 applicants

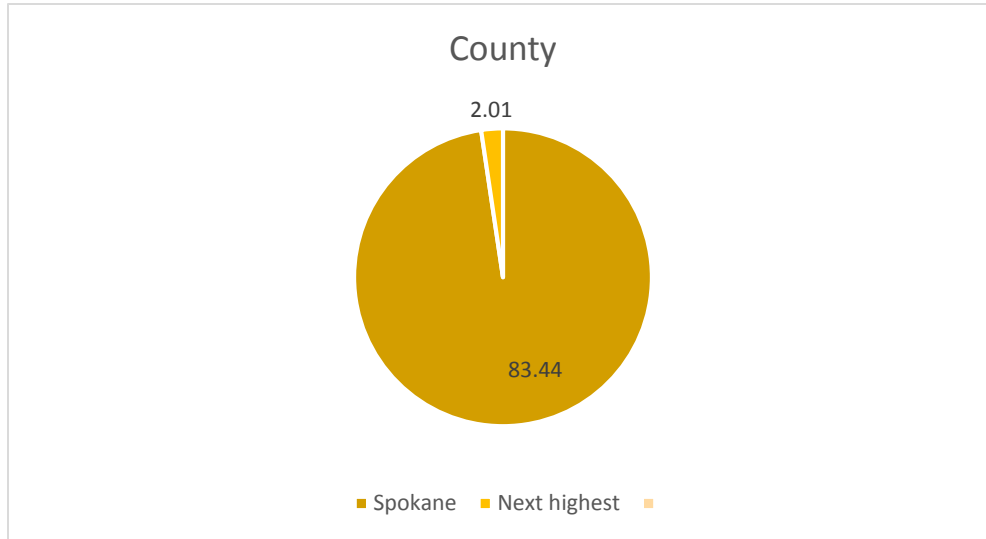
Gender

Female:	703 applicants, 64.32%
Male:	390 applicants, 35.68%



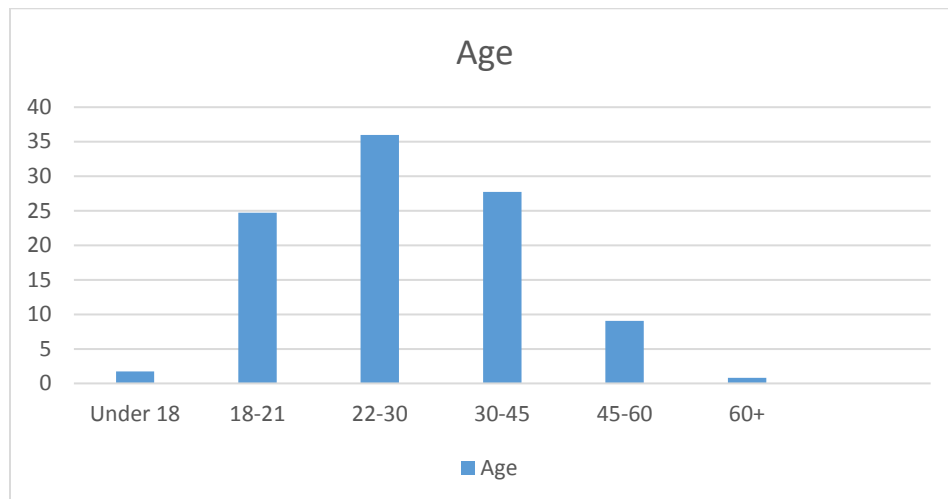
County of Residence

Spokane: 912 applicants, 83.44%
Next highest: Pend Orielle, 22 applicants, 2.01%



Age

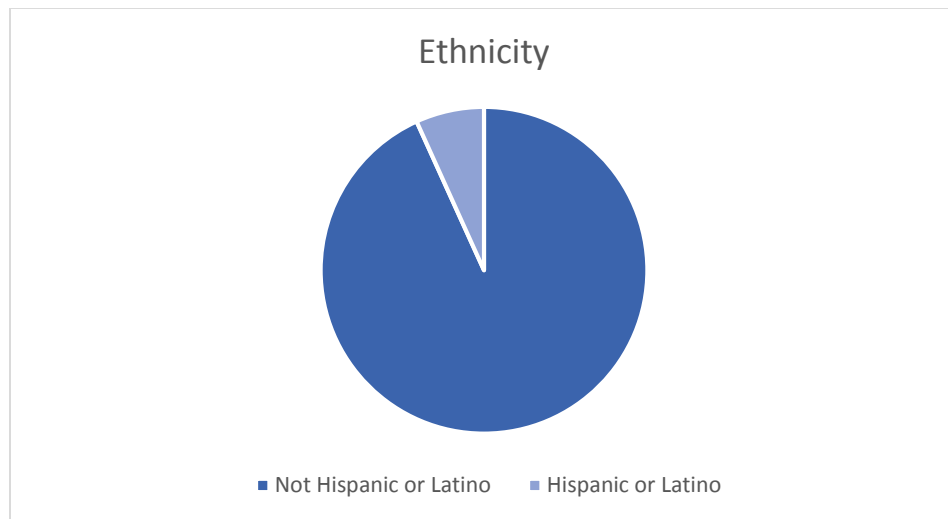
Under 18: 19 applicants, 1.74%
18-21: 270 applicants, 24.7%
22-30: 393 applicants, 35.96%
30-45: 303 applicants, 27.72%
45-60: 99 applicants, 9.06%
60+: 9 applicants, 0.82%



Ethnicity

Not Hispanic or Latino: 1019 applicants, 93.23%

Hispanic or Latino: 74 applicants, 6.77%



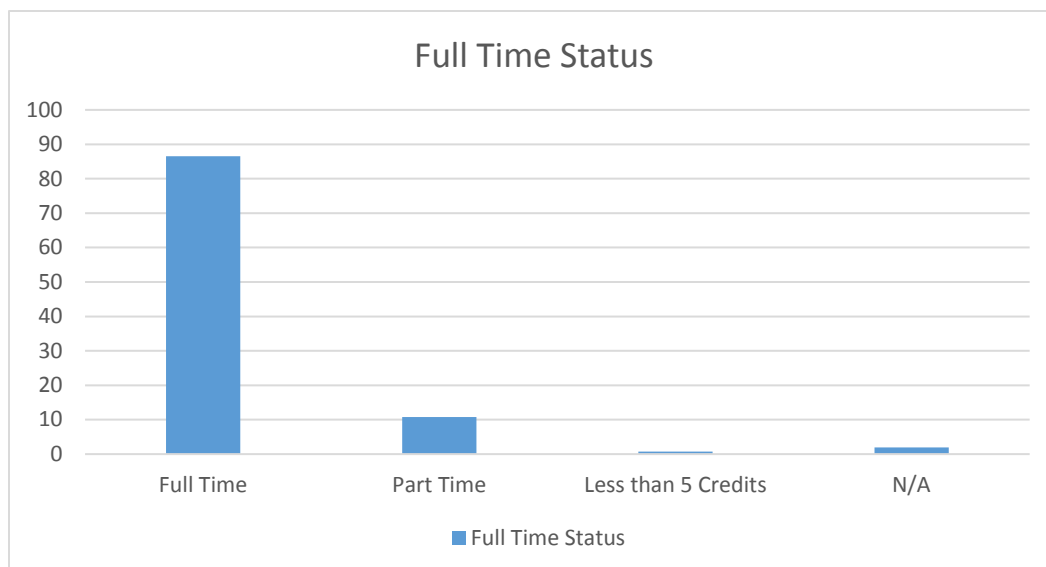
Full Time Status

Full time: 946 applicants, 86.55%

Part time: 118 applicants, 10.80%

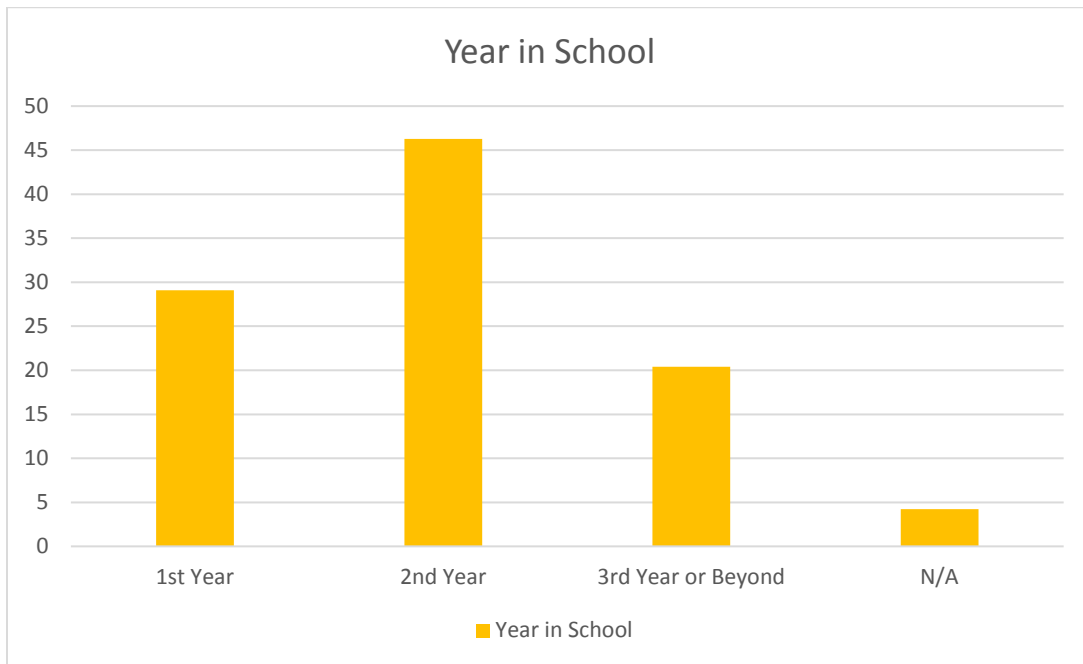
Less than 5 cr.: 8 applicants, 0.73%

N/A: 21 applicants, 1.92%



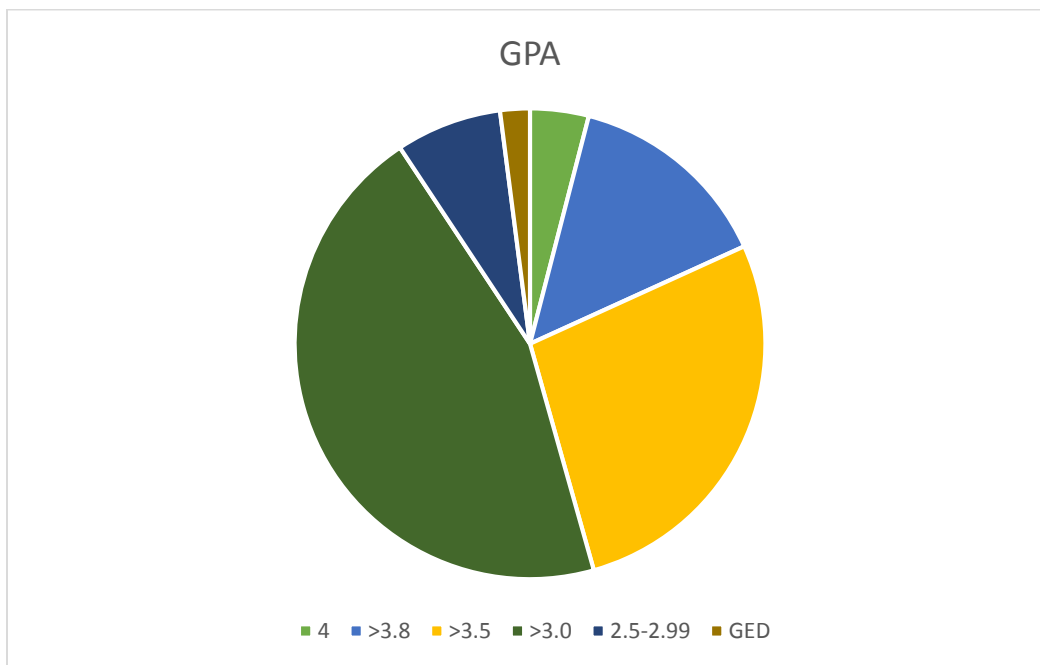
Year in School

1st Year: 318 applicants, 29.09%
2nd Year: 506 applicants, 46.29%
3rd Year+: 223 applicants, 20.40%
N/A: 46 applicants, 4.21%



GPA

4.0:	77 applicants, 7.04%
>3.8:	271 applicants, 24.79%
>3.5:	524 applicants, 47.94%
>3.0:	861 applicants, 78.77%
2.5-2.99:	139 applicants, 12.72%
GED (no GPA):	39 applicants, 3.57%



Program of Study (top 5)

Nursing:	157 applicants, 14.36%
Health Sciences:	150 applicants, 13.72%
Undecided:	112 applicants, 10.25%
STEM:	65 applicants, 10.25%
Education:	60 applicants, 5.49%